


LOT 22141


REF 576

 2010-09-30

		\bar{X}	R	
L1	pH	pH units	7.122	7.072 - 7.172
	pCO2	mmHg	64.2	57.1 - 71.3
		kPa	8.54	7.59 - 9.48
	pO2	mmHg	75.8	60.8 - 90.8
		kPa	10.08	8.09 - 12.08
	Na+	mmol/L	112	108 - 116
		mEq/L		
	K+	mmol/L	1.8	1.4 - 2.2
		mEq/L		
	Ca++	mmol/L	1.43	1.32 - 1.54
mg/dL		5.7	5.3 - 6.2	
mEq/L		2.9	2.6 - 3.1	

LOT 22151

REF 576

 2011-09-30

		\bar{X}	R	
L1	pH	pH units	7.121	7.071 - 7.171
	pCO2	mmHg	64.8	57.7 - 71.9
		kPa	8.62	7.67 - 9.56
	pO2	mmHg	75.0	60.0 - 90.0
		kPa	9.98	7.98 - 11.97
	Na+	mmol/L	112	108 - 116
		mEq/L		
	K+	mmol/L	1.8	1.4 - 2.2
		mEq/L		
	Ca++	mmol/L	1.46	1.35 - 1.57
mg/dL		5.8	5.4 - 6.3	
mEq/L		2.9	2.7 - 3.1	

LOT 22161


REF 576

 2012-05-31

		\bar{X}	R	
L1	pH	pH units	7.119	7.069 - 7.169
	pCO2	mmHg	65.4	58.2 - 72.6
		kPa	8.70	7.74 - 9.66
	pO2	mmHg	76.1	61.1 - 91.1
		kPa	10.12	8.13 - 12.12
	Na+	mmol/L	112	108 - 116
		mEq/L		
	K+	mmol/L	1.8	1.4 - 2.2
		mEq/L		
	Ca++	mmol/L	1.45	1.34 - 1.56
mg/dL		5.8	5.4 - 6.2	
mEq/L		2.9	2.7 - 3.1	

LOT 22143


REF 578

 2010-09-30

		\bar{X}	R	
L3	pH	pH units	7.662	7.612 - 7.712
		pCO2	mmHg	18.9
		kPa	2.51	1.98 - 3.05
	pO2	mmHg	147.5	125.4 - 169.6
		kPa	19.62	16.68 - 22.56
	Na+	mmol/L	163	158 - 168
		mEq/L		
	K+	mmol/L	6.3	5.8 - 6.8
		mEq/L		
	Ca++	mmol/L	0.58	0.52 - 0.64
		mg/dL	2.3	2.1 - 2.6
		mEq/L	1.2	1.0 - 1.3

LOT 22153

REF 578

 2011-09-30

		\bar{X}	R	
L3	pH	pH units	7.644	7.594 - 7.694
	pCO2	mmHg	19.5	15.5 - 23.5
		kPa	2.59	2.06 - 3.13
	pO2	mmHg	147.3	125.2 - 169.4
		kPa	19.59	16.65 - 22.53
	Na+	mmol/L	163	158 - 168
		mEq/L		
	K+	mmol/L	6.3	5.8 - 6.8
		mEq/L		
	Ca++	mmol/L	0.55	0.49 - 0.61
mg/dL		2.2	2.0 - 2.4	
mEq/L		1.1	1.0 - 1.2	

LOT 22163


REF 578

 2012-05-31

		\bar{X}	R
L3	pH	pH units	7.644 7.594 - 7.694
	pCO2	mmHg	19.7 15.7 - 23.7
		kPa	2.62 2.09 - 3.15
	pO2	mmHg	144.9 123.1 - 166.6
		kPa	19.27 16.37 - 22.16
	Na+	mmol/L	162 157 - 167
		mEq/L	
	K+	mmol/L	6.2 5.7 - 6.7
		mEq/L	
	Ca++	mmol/L	0.56 0.50 - 0.62
mg/dL		2.2 2.0 - 2.5	
mEq/L		1.1 1.0 - 1.2	

LOT R8A125


REF CD-570405D

 2010-12-31

			\bar{x}	R
Hct	Hct A (CD-570405D)	PCV	21	18 - 24
		L/L	0.21	0.18 - 0.24

LOT R9A121

REF CD-570405D

 2011-12-31

			\bar{x}	R
Hct	Hct A (CD-570405D)	PCV	23	20 - 26
		L/L	0.23	0.20 - 0.26

LOT R9C128

REF CD-570405D

 2012-02-28

			\bar{x}	R
Hct	Hct A (CD-570405D)	PCV	21	18 - 24
		L/L	0.21	0.18 - 0.24

LOT R8A126


REF CD-570406D

 2010-12-31

			\bar{x}	R
Hct	Hct B (CD-570406D)	PCV	41	37 - 44
		L/L	0.41	0.37 - 0.44

LOT R9C130

REF CD-570406D

 2012-02-29

			\bar{x}	R
Hct	Hct B (CD-570406D)	PCV	41	38 - 45
		L/L	0.41	0.38 - 0.45



BLOOD ANALYSIS

Value Assignment Datasheet
RNA Medical Calibration Verification Controls
epoc® System Sensor Configuration 13.n

LOT **712314**

REF **CVC 123**



2010-09-30

L1: 74112, L2: 71518, L3: 71617, L4: 71717, L5: 74212

		L1		L2		L3		L4		L5	
		\bar{X}	R	\bar{X}	R	\bar{X}	R	\bar{X}	R	\bar{X}	R
pH	-	6.813	6.773 - 6.853	7.111	7.071 - 7.151	7.406	7.366 - 7.446	7.598	7.558 - 7.638	7.875	7.835 - 7.915
pCO2	mmHg	89.68	80.89 - 98.47	67.23	60.64 - 73.82	40.25	36.95 - 43.55	20.75	17.45 - 24.05	11.81	8.51 - 15.11
	kPa	11.927	10.759 - 13.096	8.942	8.065 - 9.818	5.353	4.914 - 5.792	2.760	2.321 - 3.199	1.571	1.132 - 2.010
pO2	mmHg	38.46	26.16 - 50.76	71.82	59.52 - 84.12	108.97	95.57 - 122.37	151.90	133.22 - 170.58	465.70	396.78 - 534.62
	kPa	5.115	3.479 - 6.751	9.552	7.916 - 11.188	14.493	12.710 - 16.276	20.203	17.718 - 22.688	61.938	52.771 - 71.105
Na+	mmol/L mEq/L	92.1	88.8 - 95.4	107.8	104.5 - 111.1	133.2	129.9 - 136.5	158.4	154.3 - 162.5	171.8	167.7 - 175.9
K+	mmol/L mEq/L	11.39	10.90 - 11.88	1.75	1.42 - 2.08	4.19	3.86 - 4.52	6.25	5.84 - 6.66	1.68	1.35 - 2.01
Ca++	mmol/L	3.216	2.920 - 3.512	1.405	1.318 - 1.492	1.103	1.035 - 1.171	0.493	0.443 - 0.543	0.159	0.109 - 0.209
	mg/dL	12.86	11.68 - 14.05	5.62	5.27 - 5.97	4.41	4.14 - 4.69	1.97	1.77 - 2.17	0.64	0.44 - 0.84
	mEq/L	6.43	5.84 - 7.02	2.81	2.64 - 2.98	2.21	2.07 - 2.34	0.99	0.89 - 1.09	0.32	0.22 - 0.42
Glucose	mg/dL	553.5	453.9 - 653.1	86.5	76.1 - 96.9	216.9	190.9 - 242.9	315.5	258.7 - 372.3	0.0	0.0 - 7.0
	mmol/L	30.72	25.19 - 36.25	4.80	4.22 - 5.38	12.04	10.59 - 13.48	17.51	14.36 - 20.66	0.00	0.00 - 0.39
	g/L	5.535	4.539 - 6.531	0.865	0.761 - 0.969	2.169	1.909 - 2.429	3.155	2.587 - 3.723	0.000	0.000 - 0.070
Lactate	mmol/L	17.650	12.885 - 22.416	0.490	0.240 - 0.740	2.660	2.168 - 3.152	6.920	5.640 - 8.200	11.450	8.359 - 14.542
	mg/dL	159.03	116.09 - 201.96	4.41	2.16 - 6.67	23.97	19.53 - 28.40	62.3	50.81 - 73.88	103.16	75.31 - 131.02
	g/L	1.590	1.161 - 2.020	0.044	0.022 - 0.067	0.240	0.195 - 0.284	0.623	0.508 - 0.739	1.032	0.753 - 1.310

51004753 Rev 00





BLOOD ANALYSIS

Value Assignment Datasheet
RNA Medical Calibration Verification Controls
epoc® System Sensor Configuration 13.n

LOT

812315

REF

CVC 123



2011-05-31

L1: 84113, L2: 81519, L3: 81618, L4: 81718, L5: 84213

		L1		L2		L3		L4		L5	
		\bar{X}	R	\bar{X}	R	\bar{X}	R	\bar{X}	R	\bar{X}	R
pH	-	6.794	6.754 - 6.834	7.108	7.068 - 7.148	7.393	7.353 - 7.433	7.608	7.568 - 7.648	7.845	7.805 - 7.885
pCO2	mmHg	86.13	77.69 - 94.57	66.57	60.05 - 73.09	41.16	37.86 - 44.46	21.15	17.85 - 24.45	13.16	9.86 - 16.46
	kPa	11.455	10.333 - 12.578	8.854	7.986 - 9.721	5.474	5.035 - 5.913	2.813	2.374 - 3.252	1.750	1.311 - 2.189
pO2	mmHg	39.68	27.38 - 51.98	71.43	59.13 - 83.73	109.78	96.28 - 123.28	154.58	135.57 - 173.59	471.76	401.94 - 541.58
	kPa	5.277	3.642 - 6.913	9.500	7.864 - 11.136	14.601	12.805 - 16.397	20.559	18.030 - 23.088	62.744	53.458 - 72.030
Na+	mmol/L mEq/L	90.4	87.1 - 93.7	107.6	104.3 - 110.9	132.3	129.0 - 135.6	157.1	153.0 - 161.2	171.9	167.8 - 176.0
K+	mmol/L mEq/L	11.39	10.90 - 11.88	1.77	1.44 - 2.10	4.18	3.85 - 4.51	6.23	5.82 - 6.64	1.69	1.36 - 2.02
Ca++	mmol/L	3.015	2.738 - 3.292	1.365	1.280 - 1.450	1.073	1.006 - 1.140	0.480	0.430 - 0.530	0.194	0.144 - 0.244
	mg/dL	12.06	10.95 - 13.17	5.46	5.12 - 5.80	4.29	4.03 - 4.56	1.92	1.72 - 2.12	0.78	0.58 - 0.98
	mEq/L	6.03	5.48 - 6.58	2.73	2.56 - 2.90	2.15	2.01 - 2.28	0.96	0.86 - 1.06	0.39	0.29 - 0.49
Glucose	mg/dL	553.5	453.9 - 653.1	86.5	76.1 - 96.9	216.9	190.9 - 242.9	315.5	258.7 - 372.3	0.0	0.0 - 7.0
	mmol/L	30.72	25.19 - 36.25	4.80	4.22 - 5.38	12.04	10.59 - 13.48	17.51	14.36 - 20.66	0.00	0.00 - 0.39
	g/L	5.535	4.539 - 6.531	0.865	0.761 - 0.969	2.169	1.909 - 2.429	3.155	2.587 - 3.723	0.000	0.000 - 0.070
Lactate	mmol/L	17.650	12.885 - 22.416	0.490	0.240 - 0.740	2.660	2.168 - 3.152	6.920	5.640 - 8.200	11.450	8.359 - 14.542
	mg/dL	159.03	116.09 - 201.96	4.41	2.16 - 6.67	23.97	19.53 - 28.40	62.35	50.81 - 73.88	103.16	75.31 - 131.02
	g/L	1.590	1.161 - 2.020	0.044	0.022 - 0.067	0.240	0.195 - 0.284	0.623	0.508 - 0.739	1.032	0.753 - 1.310

51004754 Rev 00





BLOOD ANALYSIS

Value Assignment Datasheet
RNA Medical Calibration Verification Controls
epoc® System Sensor Configuration 13.n

LOT

912316

REF

CVC 123



2011-05-31

L1: 84113, L2: 81519, L3: 81618, L4: 81718, L5: 84213

		L1		L2		L3		L4		L5	
		\bar{X}	R	\bar{X}	R	\bar{X}	R	\bar{X}	R	\bar{X}	R
pH	-	6.794	6.754 - 6.834	7.108	7.068 - 7.148	7.393	7.353 - 7.433	7.608	7.568 - 7.648	7.845	7.805 - 7.885
pCO2	mmHg	86.13	77.69 - 94.57	66.57	60.05 - 73.09	41.16	37.86 - 44.46	21.15	17.85 - 24.45	13.16	9.86 - 16.46
	kPa	11.455	10.333 - 12.578	8.854	7.986 - 9.721	5.474	5.035 - 5.913	2.813	2.374 - 3.252	1.750	1.311 - 2.189
pO2	mmHg	39.68	27.38 - 51.98	71.43	59.13 - 83.73	109.78	96.28 - 123.28	154.58	135.57 - 173.59	471.76	401.94 - 541.58
	kPa	5.277	3.642 - 6.913	9.500	7.864 - 11.136	14.601	12.805 - 16.397	20.559	18.030 - 23.088	62.744	53.458 - 72.030
Na+	mmol/L mEq/L	90.4	87.1 - 93.7	107.6	104.3 - 110.9	132.3	129.0 - 135.6	157.1	153.0 - 161.2	171.9	167.8 - 176.0
K+	mmol/L mEq/L	11.39	10.90 - 11.88	1.77	1.44 - 2.10	4.18	3.85 - 4.51	6.23	5.82 - 6.64	1.69	1.36 - 2.02
Ca++	mmol/L	3.015	2.738 - 3.292	1.365	1.280 - 1.450	1.073	1.006 - 1.140	0.480	0.430 - 0.530	0.194	0.144 - 0.244
	mg/dL	12.06	10.95 - 13.17	5.46	5.12 - 5.80	4.29	4.03 - 4.56	1.92	1.72 - 2.12	0.78	0.58 - 0.98
	mEq/L	6.03	5.48 - 6.58	2.73	2.56 - 2.90	2.15	2.01 - 2.28	0.96	0.86 - 1.06	0.39	0.29 - 0.49
Glucose	mg/dL	553.5	453.9 - 653.1	86.5	76.1 - 96.9	216.9	190.9 - 242.9	315.5	258.7 - 372.3	0.0	0.0 - 7.0
	mmol/L	30.72	25.19 - 36.25	4.80	4.22 - 5.38	12.04	10.59 - 13.48	17.51	14.36 - 20.66	0.00	0.00 - 0.39
	g/L	5.535	4.539 - 6.531	0.865	0.761 - 0.969	2.169	1.909 - 2.429	3.155	2.587 - 3.723	0.000	0.000 - 0.070
Lactate	mmol/L	17.650	12.885 - 22.416	0.490	0.240 - 0.740	2.660	2.168 - 3.152	6.920	5.640 - 8.200	11.450	8.359 - 14.542
	mg/dL	159.03	116.09 - 201.96	4.41	2.16 - 6.67	23.97	19.53 - 28.40	62.35	50.81 - 73.88	103.16	75.31 - 131.02
	g/L	1.590	1.161 - 2.020	0.044	0.022 - 0.067	0.240	0.195 - 0.284	0.623	0.508 - 0.739	1.032	0.753 - 1.310

51004755 Rev 00





BLOOD ANALYSIS

Value Assignment Datasheet
RNA Medical Calibration Verification Controls
epoc® System Sensor Configuration 13.n

LOT

012317

REF

CVC 123



2012-12-31

L1: 94114, L2: 91520, L3: 91619, L4: 91719, L5: 94214


		L1		L2		L3		L4		L5	
		\bar{X}	R	\bar{X}	R	\bar{X}	R	\bar{X}	R	\bar{X}	R
pH	-	6.798	6.758 - 6.838	7.110	7.070 - 7.150	7.396	7.356 - 7.436	7.599	7.559 - 7.639	7.857	7.817 - 7.897
pCO2	mmHg	87.46	78.89 - 96.03	69.03	62.27 - 75.80	39.99	36.69 - 43.29	21.84	18.54 - 25.14	14.96	11.66 - 18.26
	kPa	11.633	10.493 - 12.773	9.182	8.282 - 10.081	5.319	4.880 - 5.758	2.904	2.465 - 3.343	1.990	1.551 - 2.429
pO2	mmHg	45.38	33.08 - 57.68	74.07	61.77 - 86.37	110.06	96.52 - 123.60	151.74	133.08 - 170.40	436.67	372.04 - 501.30
	kPa	6.035	4.399 - 7.671	9.852	8.216 - 11.487	14.638	12.837 - 16.438	20.181	17.699 - 22.664	58.077	49.482 - 66.673
Na+	mmol/L mEq/L	91.9	88.6 - 95.2	109.1	105.8 - 112.4	133.1	129.8 - 136.4	158.0	153.9 - 162.1	174.0	169.9 - 178.1
K+	mmol/L mEq/L	11.43	10.94 - 11.92	1.80	1.47 - 2.13	4.21	3.88 - 4.54	6.20	5.79 - 6.61	1.75	1.42 - 2.08
Ca++	mmol/L	3.019	2.741 - 3.297	1.381	1.295 - 1.466	1.100	1.032 - 1.168	0.494	0.444 - 0.544	0.205	0.155 - 0.255
	mg/dL	12.08	10.96 - 13.19	5.52	5.18 - 5.87	4.40	4.13 - 4.67	1.98	1.78 - 2.18	0.82	0.62 - 1.02
	mEq/L	6.04	5.48 - 6.59	2.76	2.59 - 2.93	2.20	2.06 - 2.34	0.99	0.89 - 1.09	0.41	0.31 - 0.51
Glucose	mg/dL	535.8	439.3 - 632.2	86.3	76.0 - 96.7	216.2	190.3 - 242.2	304.6	249.7 - 359.4	0.2	0.0 - 7.2
	mmol/L	29.73	24.38 - 35.09	4.79	4.22 - 5.37	12.00	10.56 - 13.44	16.90	13.86 - 19.95	0.01	0.00 - 0.40
	g/L	5.358	4.393 - 6.322	0.863	0.760 - 0.967	2.162	1.903 - 2.422	3.046	2.497 - 3.594	0.002	0.000 - 0.072
Lactate	mmol/L	17.653	12.887 - 22.419	0.488	0.238 - 0.738	2.664	2.171 - 3.157	6.919	5.639 - 8.199	11.449	8.358 - 14.540
	mg/dL	159.05	116.11 - 202.00	4.39	2.14 - 6.65	24.00	19.56 - 28.44	62.34	50.81 - 73.87	103.15	75.30 - 131.00
	g/L	1.591	1.161 - 2.020	0.044	0.021 - 0.066	0.240	0.196 - 0.284	0.623	0.508 - 0.739	1.032	0.753 - 1.310

51004756 Rev 00



LOT 9900503

REF CVC 9005


 2010-08-31

L1: 97503, L2: 97603, L3: 97703,
L4: 97803, L5: 97903

			\bar{X}	R
Hct	L1	PCV	18.0	15.5 - 20.5
		L/L	0.180	0.155 - 0.205
	L2	PCV	22.3	19.8 - 24.8
		L/L	0.223	0.198 - 0.248
	L3	PCV	31.8	29.3 - 34.3
		L/L	0.318	0.293 - 0.343
	L4	PCV	45.2	42.0 - 48.4
		L/L	0.452	0.420 - 0.484
	L5	PCV	68.1	63.3 - 72.9
		L/L	0.681	0.633 - 0.729

LOT 9900504

REF CVC 9005


 2011-05-31

L1: 97504, L2: 97604, L3: 97704,
L4: 97804, L5: 97904

			\bar{X}	R
Hct	L1	PCV	17.1	14.6 - 19.6
		L/L	0.171	0.146 - 0.196
	L2	PCV	21.9	19.4 - 24.4
		L/L	0.219	0.194 - 0.244
	L3	PCV	31.4	28.9 - 33.9
		L/L	0.314	0.289 - 0.339
	L4	PCV	44.7	41.6 - 47.8
		L/L	0.447	0.416 - 0.478
	L5	PCV	67.0	62.3 - 71.7
		L/L	0.670	0.623 - 0.717

LOT 179-1-B006


REF 179.001.012

 2011-02-28

		\bar{X}	R	
L1	pH	-	7.038	6.988 - 7.088
	pCO2	mmHg	66.6	59.3 - 74.0
		kPa	8.86	7.89 - 9.84
	pO2	mmHg	72.7	57.7 - 87.7
		kPa	9.67	7.67 - 11.66
	Na+	mmol/L	112	108 - 116
		mEq/L		
	K+	mmol/L	2.1	1.7 - 2.5
		mEq/L		
	Ca++	mmol/L	1.69	1.57 - 1.82
		mg/dL	6.8	6.3 - 7.3
		mEq/L	3.4	3.1 - 3.6
	Glucose	mg/dL	51	43 - 59
		mmol/L	2.8	2.4 - 3.3
		g/L	0.51	0.43 - 0.59
Lactate	mmol/L	0.94	0.64 - 1.24	
	mg/dL	8.5	5.8 - 11.2	
	g/L	0.08	0.06 - 0.11	

LOT 179-1-B023


REF 179.001.012

 2011-06-30

		\bar{X}	R	
L1	pH	-	7.047	6.997 - 7.097
	pCO2	mmHg	65.6	58.3 - 72.8
		kPa	8.72	7.75 - 9.68
	pO2	mmHg	69.6	54.6 - 84.6
		kPa	9.26	7.26 - 11.25
	Na+	mmol/L	112	108 - 116
		mEq/L		
	K+	mmol/L	2.1	1.7 - 2.5
		mEq/L		
	Ca++	mmol/L	1.53	1.42 - 1.64
		mg/dL	6.1	5.7 - 6.6
		mEq/L	3.1	2.8 - 3.3
	Glucose	mg/dL	45	37 - 53
		mmol/L	2.5	2.1 - 2.9
		g/L	0.45	0.37 - 0.53
Lactate	mmol/L	0.90	0.60 - 1.20	
	mg/dL	8.1	5.4 - 10.8	
	g/L	0.08	0.05 - 0.11	

LOT 179-2-B006


REF 179.002.012

 2011-02-28

		\bar{X}	R	
L2	pH	-	7.375	7.325 - 7.425
	pCO2	mmHg	37.0	33.0 - 41.0
		kPa	4.91	4.39 - 5.45
	pO2	mmHg	105.5	89.7 - 121.3
		kPa	14.03	11.93 - 16.13
	Na+	mmol/L	140	136 - 144
		mEq/L		
	K+	mmol/L	3.9	3.5 - 4.3
		mEq/L		
	Ca++	mmol/L	1.17	1.09 - 1.26
		mg/dL	4.7	4.4 - 5.0
		mEq/L	2.3	2.2 - 2.5
	Glucose	mg/dL	115	101 - 128
		mmol/L	6.4	5.6 - 7.1
		g/L	1.15	1.01 - 1.28
Lactate	mmol/L	2.99	2.32 - 3.66	
	mg/dL	26.9	20.9 - 33.0	
	g/L	0.27	0.21 - 0.33	

LOT 179-3-B006


REF 179.003.012

 2011-02-28

		\bar{X}	R	
L3	pH	-	7.622	7.572 - 7.672
	pCO2	mmHg	21.4	17.4 - 25.4
		kPa	2.84	2.31 - 3.38
	pO2	mmHg	179.0	152.1 - 205.8
		kPa	23.80	20.23 - 27.37
	Na+	mmol/L	164	159 - 169
		mEq/L		
	K+	mmol/L	5.9	5.4 - 6.4
		mEq/L		
	Ca++	mmol/L	0.65	0.59 - 0.71
		mg/dL	2.6	2.4 - 2.8
		mEq/L	1.3	1.2 - 1.4
	Glucose	mg/dL	261	222 - 300
		mmol/L	14.5	12.3 - 16.7
		g/L	2.61	2.22 - 3.00
Lactate	mmol/L	6.20	4.81 - 7.60	
	mg/dL	55.9	43.3 - 68.5	
	g/L	0.56	0.43 - 0.68	

LOT 179-3-B023

REF 179.003.012

 2011-06-30

		\bar{X}	R	
L3	pH	-	7.632	7.582 - 7.682
	pCO2	mmHg	21.0	17.0 - 25.0
		kPa	2.79	2.26 - 3.33
	pO2	mmHg	177.2	150.6 - 203.7
		kPa	23.56	20.03 - 27.09
	Na+	mmol/L	164	159 - 169
		mEq/L		
	K+	mmol/L	6.0	5.5 - 6.5
		mEq/L		
	Ca++	mmol/L	0.64	0.58 - 0.70
		mg/dL	2.6	2.3 - 2.8
		mEq/L	1.3	1.2 - 1.4
	Glucose	mg/dL	263	223 - 302
		mmol/L	14.6	12.4 - 16.8
		g/L	2.63	2.23 - 3.02
Lactate	mmol/L	6.35	4.92 - 7.78	
	mg/dL	57.2	44.3 - 70.1	
	g/L	0.57	0.44 - 0.70	